



College NOW

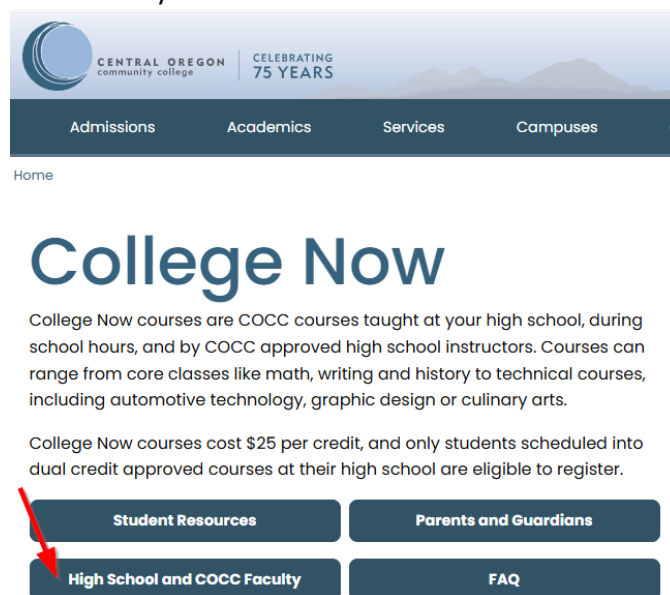
High School Faculty Instructions Logging Into Canvas and Uploading Syllabi

Below are instructions on how to log into Canvas for College Now. Please note: If you haven't already activated your COCC Bobcat Web Account (step 1) and then enrolled in COCC's multi-factor authentication (DUO) (step 2), please stop here and do these two steps first. Instructions for both steps are on the [College Now High School Faculty Resource webpage](#).

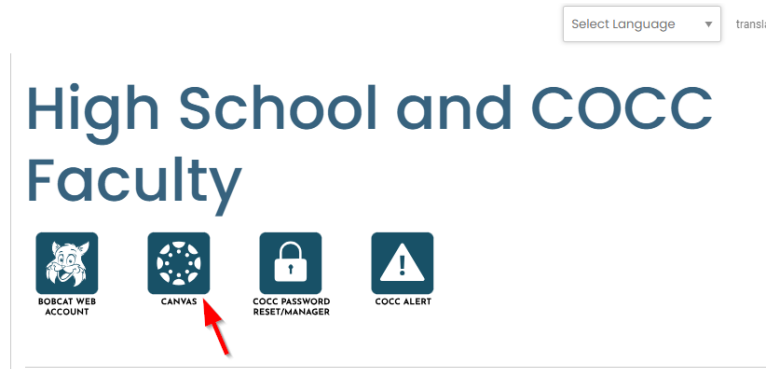
1. Visit cocc.edu and click on College Now under the Academics tab.



2. Select "High School and COCC Faculty".



3. Select the Canvas icon



4. Login using your COCC email address and password. If you are having trouble logging in, you can change your password by clicking “Forgot your password or password expired”. If you are unable to reset your password, or encounter any other issues with logging in with your account, you can contact COCC’s IT Tech Support at either techhelp@cocc.edu or by calling 541-383-7716.

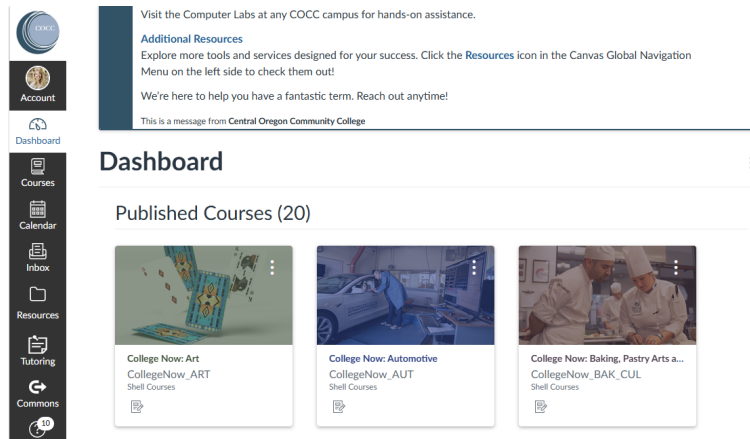


Sign in with your COCC Username / Email Address

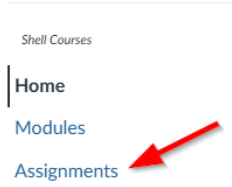
Sign in

- [Forgot your password or password expired?](#)
- [Forgot your username?](#)
- [First time user? Activate your account](#)
- [Student login help?](#)
- [Employee login help?](#)

5. Select the College Now course from the dashboard in Canvas.



6. Select "Assignments" from the left navigation.



Shell Courses

- Home
- Modules
- Assignments**

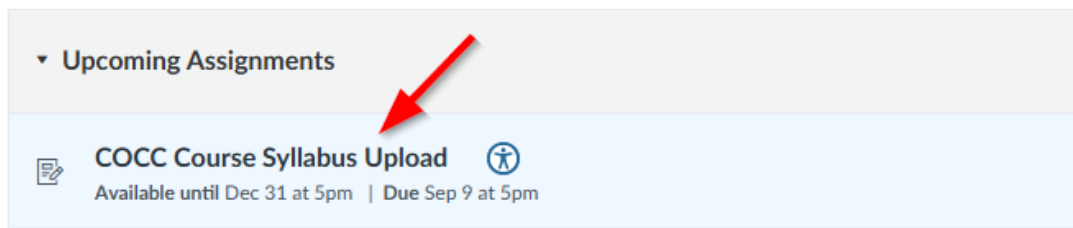
Recent Announcements

College Now: Art



Welcome to your College Now Canvas course!

This College Now Canvas course is designed to be a collaborative environment where your faculty mentor can share resources, assignments, curriculum, and other materials with you. It is also designed to streamline the process of submitting your COCC assignments. Below, you'll find links to College Now program resources, the link to upload curriculum materials (in 'Modules') to support you. If you have any questions about your College Now course, don't hesitate to reach out to your COCC faculty mentor as part of the College Now program!

7. Select "COCC Course Syllabus Upload".



▼ Upcoming Assignments

 **COCC Course Syllabus Upload** 

Available until Dec 31 at 5pm | Due Sep 9 at 5pm

8. Use the COCC College Now syllabus template and select "Upload". If you have questions on building a college syllabus please contact your COCC faculty mentor.

COCC Course Syllabus Upload

Due: Tue Sep 9, 2025 5:00pm




Attempt 1 ○ In Progress **NEXT UP: Submit Assignment** Add Comment

Unlimited Attempts Allowed
Available: May 5, 2025 8:00am until Dec 31, 2025 5:00pm

▼ Details

College Now courses are COCC courses that are on an official transcript that can be used at either COCC or transferred to another college or university. COCC is required to have a college course syllabus (not high school syllabus) for each College Now course you teach. We are often asked for this syllabus from either universities or from graduating seniors transferring college credit.

Unless your faculty mentor has provided their own template for you to use, please use the attached COCC course syllabus template to develop your college course syllabus. The most recent course information (course description, credits, outcomes etc.) can be found in [COCC's College Catalog](#). Once complete, please upload a syllabus for each COCC course you teach to this assignment. Syllabi should be uploaded no later than **Tuesday, September 9th, 2025 by 5pm** so your mentor can access and review at the College Now Kick-off. If you have any questions, please connect with your faculty mentor at the College Now Kick-off or email Erika Carman (emcarman@cocc.edu).

[COCC College Now Syllabus Template.docx](#)   

Choose a submission type

