

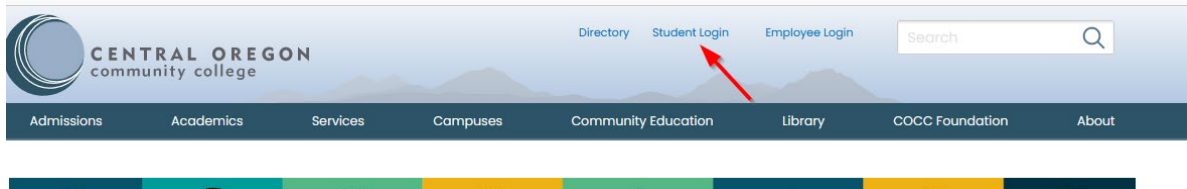


College NOW

How To View Your Grades

Final grades are a part of your student records on COCC's Bobcat Web Account. Below are instructions on how to view your grades for your College Now courses.

1. Visit [COCC's website](#) and click on "Student Login"



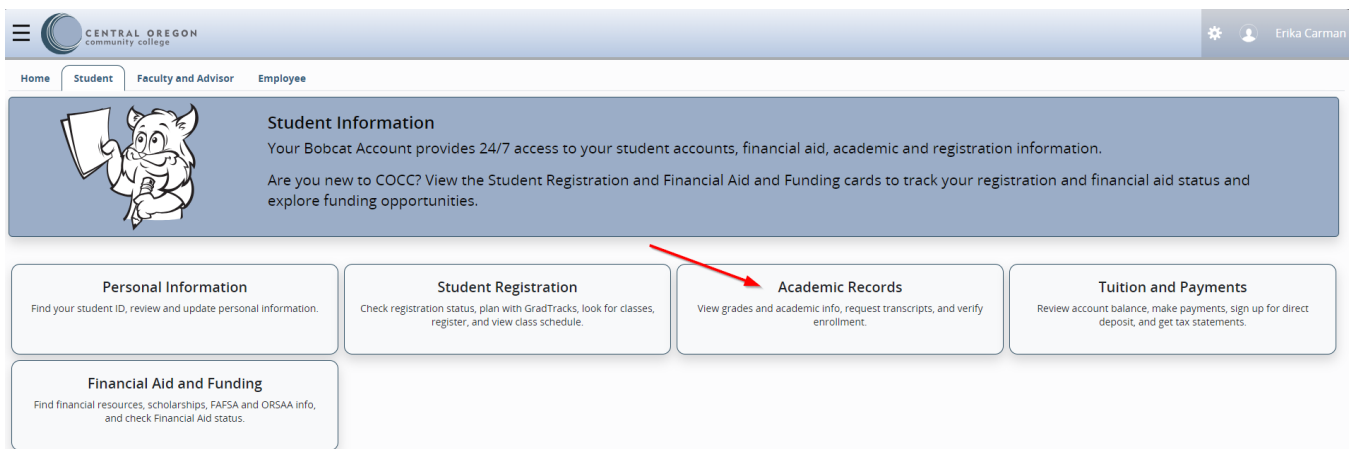
2. Select "Bobcat Web Account"

STUDENT LOGIN

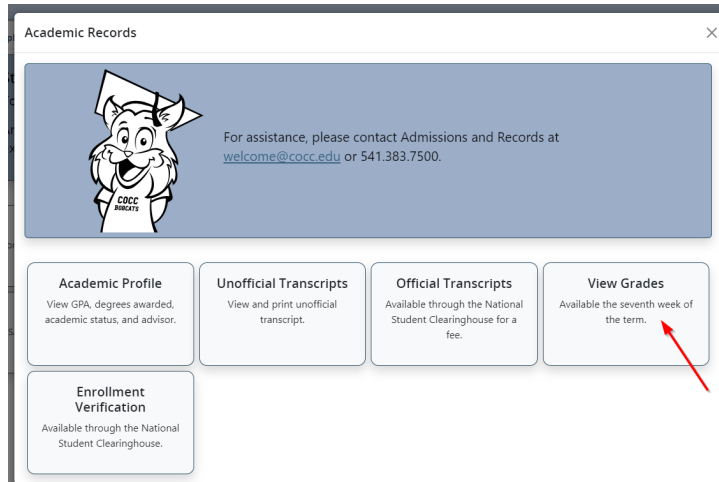
Account access for Current Students



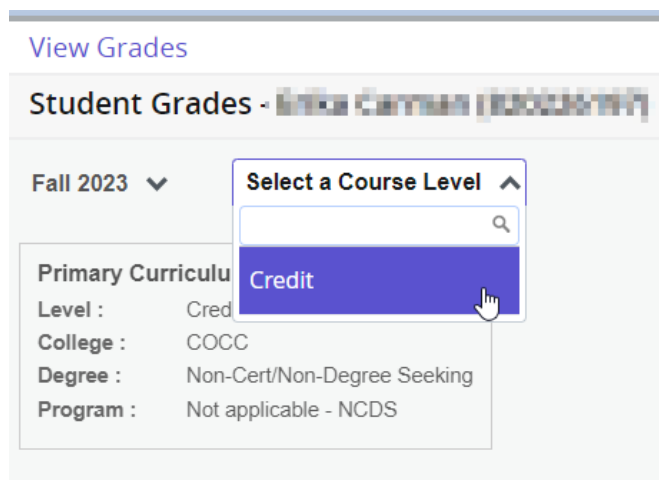
3. Enter your COCC username and password. If you have not already activated your COCC Bobcat Web Account and enrolled in DUO you will need to do those steps first. [How to activate your Bobcat Web Account](#) and [how to enroll in DUO](#).
4. Select "Academic Records"



5. Select "View Grades"



6. Select the COCC Term you took the course and the course level (credit)



7. View your final grades

View Grades

Student Grades - *Bribe Carman (H00220187)*

Fall 2023 Credit

GPA Summary [View Details](#)

3.76	3.82	-	3.82
Selected Term	Institutional	Transfer	Overall

Primary Curriculum [View Details](#)

Level : Credit
 College : COCC
 Degree : Non-Cert/Non-Degree Seeking
 Program : Not applicable - NCDS

Course Work Search by Course Title or Subject Code (ALT+Y)

Subject	Course Title	Campus	Midterm Grade	Final Grade	Narrative Grade Comments	Attemple...	Earned H...	GPA Hours	Quality P...	CRN	Action
ED 150, 0	Enviro & Curric in ECE	HCA		A		4.000	4.000	4.000	16.00	45566	
BA 218, 0	Personal Finance	HCC		A		4.000	4.000	4.000	16.00	45616	
WR 121Z, 0	Composition I	HRL		B+		4.000	4.000	4.000	13.20	45937	